

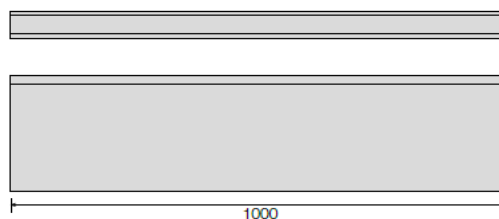
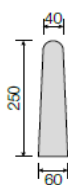
CODICE	PRODOTTO	DIMENSIONI B1*B2*L*H	PESO CAD.	PESO PALLET	PEZZI PALLET
--------	----------	-------------------------	--------------	----------------	-----------------

LISTINO € / PEZZO



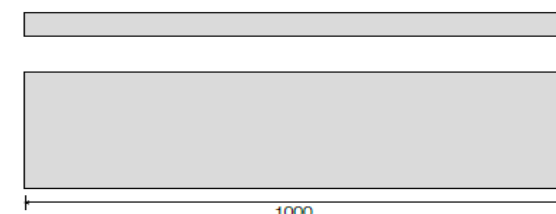
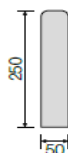
VIMINI	CORDOLO IN GETTO TIPO VIMINI	5-5-100 H 25	27	621	23
CURVAVIMINI	CURVA IN GETTO TIPO VIMINI	RAGGIO 50° ANGOLO 90°	30	-	1

€ 10,00	SF
€ 20,00	



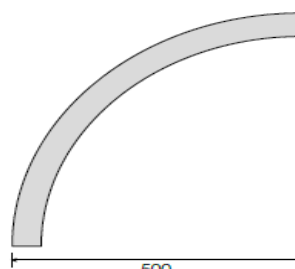

CRLGETTO46	CORDOLO IN GETTO	4-6-100 H 25	27	1134	42
------------	------------------	-----------------	----	------	----

€ 6,65	PL
--------	----



CRLGETTO55	CORDOLO IN GETTO	5-5-100 H 25	27,5	1100	40
------------	------------------	-----------------	------	------	----

€ 7,00	PL
--------	----



CRVGETTO55	CURVA IN GETTO	5-5 H 25	27	648	24
------------	----------------	-------------	----	-----	----

€ 13,40	SF
---------	----